

## Adapters

### QFP64

Target CPU package: QFP64  
 Body size: 10 mm x 10 mm  
 Pitch: 0.5 mm  
 POD target layout: T\_QFP144

Can be used with:


- NEC V850ES/Fx2 ActivePRO POD

This adapter is used when V850Fx2 ActivePRO POD emulates the target CPU in a QFP64 package (size 10mm x 10 mm).

**Described adapter parts can be used only with listed PODs. Disregarding this warning may result in hardware failure of the emulation system and the target.**

#### ► Required Adapter Parts (by ordering code):

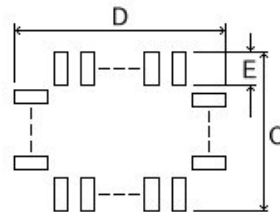
- IA64ATQ-SOLDER




*Solder part, which is soldered down to the target.*

Recommended PCB footprint size (by TET):

(Unit : mm)		
C Size	D Size	E Size
13	13	2.3



- IA144P64TQ-WFX2



*The IA144P64TQ-WFX2 represents flexible connection between the POD and the target.*

### ► Assembly

---

While assembling the adapter and connecting the POD to the target, pay attention to pin 1. Improper use of the adapter or even incorrect adapter used with your particular POD can damage the emulation system and the target.

---

1. First, connect the IA144P64TQ-WFX2 to the POD.
2. Next, solder down the IA64ATQ-SOLDER to the target PCB
3. Finally, connect the POD to the soldered IA64ATQ-SOLDER via the IA144P64TQ-WFX2.

Notes:

Notes: