

## Adapters

### QFP52

Target CPU package: QFP52  
 Body size: 10 mm x 10 mm  
 Pitch: 0.65 mm  
 POD target layout: T\_QFP112

Can be used with:


- MC9S12DP512 Active POD

This adapter is used when MC9S12DP512 POD emulates the MC9S12Cxxx devices in the QFP52 package.

Described adapter parts can be used only with listed PODs. Disregarding this warning may result in hardware failure of the emulation system and the target.

#### ► Required Adapter Parts (by ordering code):

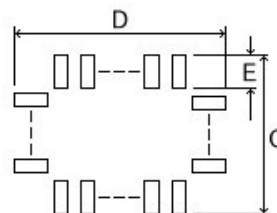
- IA52TQ-SOLDER




*Solder part, which is soldered down to the target.*

Recommended PCB footprint size (by TET):

(Unit : mm)		
C Size	D Size	E Size
13	13	2.2



- IA112P52TQ-W-C



*The IA112P52TQ-W-C represents flexible connection between the POD and the target.*

### ► Assembly

---

While assembling the adapter and connecting the POD to the target, pay attention to pin 1. Improper use of the adapter or even incorrect adapter used with your particular POD can damage the emulation system and the target.

---

1. First, connect the IA112P52TQ-W-C to the POD.
2. Next, solder down the IA52TQ-SOLDER to the target PCB
3. Finally, connect the POD to the soldered IA52TQ-SOLDER via the IA112P52TQ-W-C.

Notes:

Notes: